

Date: 5th November, 2016

To, The Manager, Listing Department, National Stock Exchange of India Limited, (NSE) Exchange Plaza, C-1, Block-G, Bandra-Kurla Complex, Bandra (E), Mumbai - 400 051.	To, The Department of Corporate Service, BSE LIMITED (BSE) Phiroze Jeejeebhoy Tower, Dalal Street, Mumbai - 400 001.	To, The Secretary, Ahmedabad Stock Exchange Limited, Kamdhenu Complex, Opp. Sahjanand College, Nr. Polytechnic, Panjarapole, Ahmedabad - 380 015.
Scrip Code - LINCOLN	Scrip Code - 531633	Scrip Code - 32428

Dear Sir,

Sub.: Compliance Report on Shareholding Pattern under Regulation 31 (1) (c) of SEBI (Listing Obligations and Disclosure Requirements) Regulations, 2015.


Please find enclosed herewith Report on Shareholding Pattern as required under Regulation of 31 (1) (c) of SEBI (Listing Obligations and Disclosure Requirement) Regulations, 2015 for the date of 27th October, 2016.

Kindly acknowledge the receipt of the same.

Thanking you,

Yours faithfully
FOR LINCOLN PHARMACEUTICALS LIMITED

(AUTHORISED SIGNATORY)



Encl: As above

Regd. Office : "Lincoln House", Science City Road, Sola, Ahmedabad-380 060. Gujarat, India
 Phone : +91-79-6777 8000 | Fax : +91-79-6777 8062
 E-mail : info@lincolnpharma.com | Website : www.lincolnpharma.com

Factory : 10, 12, 13, Trimul Estate, Near Khatraj Chokadi, P.O. Khatraj-382721. Ta. : Kalol, Dist. Gandhinagar, (Guj.)
 Phone : 02764-665000 | Fax : 02764-281809
 E-mail : khatraj@lincolnpharma.com / lincoln_khatraj@rediffmail.com



LINCOLN PHARMACEUTICALS LIMITED

Shareholding Pattern under Regulation 31 of SEBI (Listing Obligations and Disclosure Requirements) Regulations, 2015

1. Name of Listed Entity:	:	Lincoln Pharmaceuticals Limited
2. Scrip Code/Name of Scrip/Class of Security	:	LINCOLN / 531633 / 32428 Class of Security: Equity
3. Share Holding Pattern Filed under Quarter Ended On/Date of Report	:	Reg: 31(1) (c) 27/10/2016
4. Declaration	:	
Sr. No.	Particulars	Yes No
1	Whether the Listed Entity has issued any partly paid up shares?	No
2	Whether the Listed Entity has issued any Convertible Securities or Warrants?	No
3	Whether the Listed Entity has any shares against which depository receipts are issued?	No
4	Whether the Listed Entity has any shares in locked-in?	Yes
5	Whether any shares held by promoters are pledge or otherwise encumbered?	No

GENERATED ON : 05/11/2016

NSDL : 27/10/2016

CDSL : 27/10/2016



LINCOLN PHARMACEUTICALS LIMITED

Table I - Summary Statement holding of specified securities

Category (I)	Category of shareholder (II)	Nos. of shareholders (III)	No. of fully paid up equity shares held (IV)	No. of Partly paid-up equity shares held (V)	No. of shares underlying Depository/ Receipts (VI)	Total nos. shares held (VII) = (IV)+(V)+(VI)	Shareholding as a % of total no. of shares (calculated as per SCRR, 1957) (VIII) As a % of (A+B+C2)	Number of Voting Rights held in each class of securities (IX)			Total as a % of (A+B+C)	No. of Shares Underlying Outstanding convertible securities (including Warrants) (X)	Shareholding, as a % assuming full conversion of convertible securities (as a percentage of diluted share capital) (XI) = (VII)+(X) As a % of (A+B+C2)	No. (a) total Shares held (b)	As a % of total Shares held (b)	No. (a) total Shares held (b)	As a % of total Shares held (b)	Number of equity shares held in dematerialized form (XIV)	
		Class eg: X		Class eg: Y		TOTAL		No of Voting Rights			Total as a % of (A+B+C)								
(A)	Promoter & Group	32	6,636,615	6,636,615	33.18	6,636,615	6,636,615	33.18	0	860,500	14.74	6,636,615	
(B)	Public	15,052	13,363,385	13,363,385	66.82	13,363,385	13,363,385	66.82	0	25,000	0.24	13,17,675	
(C)	Promoter-Non Public	
(C1)	Shares underlying DRS	
(C2)	Shares held by Employee Trusts	
TOTAL		15,084	20,000,000	20,000,000	100.00	20,000,000	20,000,000	100.00	0	885,500	4.43	19,814,290	

860,000 Equity Shares allotted to Promoters/Promoter Group on account of conversion of Convertible Warrants.
2,889,200 Equity Shares allotted to Other than Promoters/Promoter Group on account of conversion of Convertible Warrants.

GENERATED ON : 05/11/2016 NSPL : 27/10/2016 CDSL : 27/10/2016



LINCOLN PHARMACEUTICALS LIMITED

Table II - Statement showing shareholding pattern of the Promoter and Promoter Group

1	Category & Name of shareholders (i)	PAN (ii)	Nos. of shareholders (iii)	No. of fully paid up equity shares held (iv)	Partly paid-up equity shares held (v)	No. of shares underlying Depository/Receipts (vi)	Total nos. shares held (vii) (A+B+V+VI)	Shareholding Calculated as per SCRR, 1957 As a % of (A+B+C2) (viii)	No. of Voting Rights			Total as a % of Total Voting rights	No. of Shares Underlying Outstanding convertible securities (including Warrants) (x)	Shareholding, as a % assuming full conversion of convertible securities (as a percentage of diluted share capital) (xi) = (viii)/(A+B+C2)	Number of Locked in shares (xii)	As a % of total Shares held (b)	Number of Shares pledged or otherwise encumbered (xiii)	As a % of total Shares held (b)	Number of equity shares held in dematerialized form (xiv)	
									Class eq: X	Class eq: Y	TOTAL									
	Indian		28	5,545,515																
	Individuals/Hindu undivided Family																			
	Mahendra G. Patel	ABPP246EH	28	5,545,515			5,545,515	27.73	5,545,515		5,545,515	27.73	0	0.00	880,600	15.92			5,545,515	
	Kalashben M. Patel	AEPP8699M		276,500			276,500	1.38	276,500		276,500	1.38	0	0.00	114,000	41.23			276,500	
	Munjal M. Patel	AEPP2705E		80,000			80,000	0.40	80,000		80,000	0.40	0	0.00	0	0.00			80,000	
	Mansi M. Patel	ASPP2558L		590,500			590,500	2.95	590,500		590,500	2.95	0	0.00	428,000	72.28			590,500	
	Riddhi M. Patel	ANPP2491D		800,000			800,000	4.00	800,000		800,000	4.00	0	0.00	0	0.00			800,000	
	Rajulbhai G. Patel	ABPP2440A		54,000			54,000	0.27	54,000		54,000	0.27	0	0.00	0	0.00			54,000	
	Kajubhai R. Patel	ACPP2813Q		305,400			305,400	1.53	305,400		305,400	1.53	0	0.00	0	0.00			305,400	
	Ashish R. Patel	AGPP6089Q		293,100			293,100	1.47	293,100		293,100	1.47	0	0.00	0	0.00			293,100	
	Shivani B. Shah	ASPS4838B		529,802			529,802	2.65	529,802		529,802	2.65	0	0.00	0	0.00			529,802	
	Siddharth R. Patel	AUDP8619E		202,000			202,000	1.01	202,000		202,000	1.01	0	0.00	0	0.00			202,000	
	Sharadben G. Patel	ABPP410E		420,001			420,001	2.10	420,001		420,001	2.10	0	0.00	0	0.00			420,001	
	Arvindbhai G. Patel	AGWP3454P		231,400			231,400	1.16	231,400		231,400	1.16	0	0.00	95,000	22.62			231,400	
	Hansaben A. Patel	ACPP2313G		111,000			111,000	0.56	111,000		111,000	0.56	0	0.00	0	0.00			111,000	
	Anand A. Patel	ACPP2820F		60,000			60,000	0.30	60,000		60,000	0.30	0	0.00	0	0.00			60,000	
	Hasmukhbhai. Patel	AGAP0508I		132,000			132,000	0.66	132,000		132,000	0.66	0	0.00	0	0.00			132,000	
	Dharmeshiben H. Patel	ABPP2512D		373,600			373,600	1.87	373,600		373,600	1.87	0	0.00	223,600	59.85			373,600	
	Yogeshkumar T. Patel	ACPP1239A		65,003			65,003	0.33	65,003		65,003	0.33	0	0.00	0	0.00			65,003	
	Meenaben Y. Patel	AFPP2140W		65,900			65,900	0.33	65,900		65,900	0.33	0	0.00	0	0.00			65,900	
	Paar Anuruddh Hasmukhbhai	AKPP2936D		129			129	0.00	129		129	0.00	0	0.00	0	0.00			129	
	Jigar H. Patel	AKPP2936D		51,200			51,200	0.26	51,200		51,200	0.26	0	0.00	0	0.00			51,200	
	Maheshbhai M. Patel	ABPP2708Q		181,900			181,900	0.91	181,900		181,900	0.91	0	0.00	0	0.00			181,900	
	Muljibhai V. Patel	ACPP2782C		88,730			88,730	0.44	88,730		88,730	0.44	0	0.00	0	0.00			88,730	
	Manjuben L. Patel	ACPP2328B		92,900			92,900	0.46	92,900		92,900	0.46	0	0.00	0	0.00			92,900	
	Dharmasha B. Patel	ABPP2911A		125,500			125,500	0.63	125,500		125,500	0.63	0	0.00	0	0.00			125,500	
	Bhagrath T. Patel	ABPP2426E		22,750			22,750	0.11	22,750		22,750	0.11	0	0.00	0	0.00			22,750	
	Iskwardi A. Patel	ABPP2054R		50,400			50,400	0.25	50,400		50,400	0.25	0	0.00	0	0.00			50,400	
	Ramkashben M. Patel	ACPP2428N		173,400			173,400	0.87	173,400		173,400	0.87	0	0.00	0	0.00			173,400	
	Central Government/ State Govt(s)																			
	Financial Institutions/ Banks																			
	(d) Any Other (Bodies Corporate)		4	1,091,100			1,091,100	5.46	1,091,100		1,091,100	5.46	0	0.00	0	0.00			1,091,100	
	Downtown Finance Pvt. Ltd.	AAAC0656M		106,000			106,000	0.53	106,000		106,000	0.53	0	0.00	0	0.00			106,000	
	Kernaval Distributors Ltd.	AAACR800D		10,100			10,100	0.05	10,100		10,100	0.05	0	0.00	0	0.00			10,100	
	Downtown Travels LLP	AAAFD107H		475,000			475,000	2.38	475,000		475,000	2.38	0	0.00	0	0.00			475,000	
	(Converted from Downtown Travels Private Limited)																			
	Summed Corporation LLP	ACCS5949F		500,000			500,000	2.50	500,000		500,000	2.50	0	0.00	0	0.00			500,000	
	(Converted from Summed Corporation Private Limited)																			
	Sub-Total (A)(1)		32	6,636,615			6,636,615	33.18	6,636,615		6,636,615	33.18	0	0.00	880,600	12.97			5,000,000	




2		Foreign Individuals (Non-Resident Individuals/ Foreign Individuals)																				
(a)		Foreign Individuals																				
(b)		Government Institutions																				
(c)		Foreign Portfolio Investor																				
(d)		Any Other (Specify)																				
		Total Shareholding of Promoter and Promoter Group [A] = [A1][H][A][I][2]	32	6,536,615			6,536,615	33.18	6,536,615		6,536,615	33.18	0.00	0.00	860,600	12.97	6,536,615					

GENERATED ON : 05/11/2016

NSDL : 27/10/2016

CDSL : 27/10/2016



LINCOLN PHARMACEUTICALS LIMITED


Table III - Statement showing shareholding pattern of the Public shareholder

1	Institutions	PAN (II)	Nos. of shareholders (III)	No. of fully paid up equity shares held (IV)	Partly paid-up equity shares held (V)	No. of shares underlying Depository/ Receipts (VI)	Total nos. shares held (VII) = (IV)+(V)+(VI)	Shareholding Calculated as per SCRR, 1957 as a % of (A+B+C2) (VIII)	No. of Voting Rights		Total as a % of Total Voting Rights	No. of Shares Underlying Outstanding convertible securities (including Warrants) (X)	Shareholding as a % assuming full conversion of convertible securities (as a percentage of diluted share capital) [(XI) = (VII)+(X) as a % of (A+B+C2)]	No. (a) of Locked In Shares (XII)	No. (a) of Shares pledged or otherwise encumbered (XIII)	Number of equity shares held in dematerialized form (XIV)
									Class eg. X	Class eg. Y						
										TOTAL						
(a)	Mutual Funds/															
(b)	Venture Capital Funds															
(c)	Alternate Investment Funds															
(d)	Foreign Venture Capital Investors															
(e)	Foreign Portfolio Investors		3	130,260			130,260	0.65								130,260
(f)	Financial Institutions/ Banks		2	35,773			35,773	0.18								35,773
(g)	Insurance Companies															
(h)	Provident Funds/ Pension Funds															
(i)	Any Other (Specify)		2	60,812			60,812	0.30								60,812
(j)	Foreign Institutional Investors		2	60,812			60,812	0.30								60,812
	Sub-Total (B)(1)		7	226,845			226,845	1.13								226,845
2	Central Govt. / State Govt(s) / President of India															
	Sub-Total (B)(2)															
3	Non-institutions															
	Individuals															
i.	Individual shareholders holding nominal share capital upto Rs. 2 lakhs.		13,803	4,361,190			4,361,190	21.81								4,175,480
ii.	Individual shareholders holding nominal share capital in excess of Rs. 2 lakhs.		45	4,966,650			4,966,650	24.83								4,966,650
	Sanjay Gajubhai Amin	AEPYA720L		412,700			412,700	2.06								412,700
	Small Sanjay Amin	BPYAS02EE		412,700			412,700	2.06								412,700
	Piyush Jitendrabhai Patel	AMOP96393C		437,700			437,700	2.19								437,700
	Kaushal Navubhai Patel	AMPP9411P		412,700			412,700	2.06								412,700
	Kamlesh Jaganath Patel	AGPR7251L		412,700			412,700	2.06								412,700
	Harshbhai Babulal Patel	COGR7620F		412,700			412,700	2.06								412,700
	Hareeshbhai Ambajal Patel	AGGR9580E		413,000			413,000	2.07								413,000
	Shared Kanayalal Shah	AAKR62627N		400,000			400,000	2.00								400,000
(b)	NBFCs registered with RBI															
(c)	Employee Trusts															
(d)	Overseas Depositories (holding DRs) (balancing figure)															
(e)	Any Other (Specify)		1,197	3,808,700			3,808,700	19.04								3,808,700
(i)	Domestic Companies		270	2,329,392			2,329,392	11.65								2,329,392
	Via Dyes & Drugs Pvt. Ltd.	AAACU7534L		218,911			218,911	1.09								218,911
	Digital Biotech Pvt. Ltd.	AACCB1831B		1,400,000			1,400,000	7.00								1,400,000
(ii)	Cleaning Members		222	303,487			303,487	1.52								303,487
(iii)	NRI - Repatriates &		290	890,349			890,349	4.45								890,349
(iv)	NRI - Non-Repatriates															
	Kashor M. Shah	BIXPS94650B		478,400			478,400	2.39								478,400
(v)	Hindu Undivided Family		415	285,472			285,472	1.43								285,472
	Sub-Total (B)(3)		15,045	13,136,540			13,136,540	65.68								12,950,830
	Total Public Shareholding															
	(B) = (B)(1)+(B)(2)+(B)(3)		15,052	13,363,385			13,363,385	66.82								13,177,675

GENERATED ON : 05/11/2016

NSDL : 27/10/2016

CDSL : 27/10/2016



LINCOLN PHARMACEUTICALS LIMITED

Table IV - Statement showing shareholding pattern of the Non Promoter- Non Public shareholder

Category & Name of shareholders (I)	PAN (II)	Nos. of shareholders (III)	No. of fully paid up equity shares held (IV)	Partly paid-up equity shares held (V)	No. of shares underlying Depository Receipts (VI)	Total nos. shares held (VII) = (IV)+(V)+(VI)	Shareholding Calculated as per SCRR, 1957 As a % of (A+B+C2) (VIII)	No of Voting Rights		Total as a % of Total Voting rights	No. of Shares Underlying Outstanding convertible securities (including Warrants) (X)	Shareholding, as a % assuming full conversion of convertible securities (as a percentage of diluted share capital) (XI) = (VII)+(X) As a % of (A+B+C2)	Number of Locked in shares (XII)		Number of Shares pledged or otherwise encumbered (XIII)		Number of equity shares held in dematerialized form (XIV)
								Class eg: X	Class eg: Y TOTAL				No. (a)	As a % of total Shares held (b)	No. (a)	As a % of total Shares held (b)	
1 (a) Custodian/DR Holder Name of DR Holder (if available) Employee Benefit Trust (under SEBI (Share based Employee Benefit) Regulations, 2014)																	
2 Total Non-Promoter- Non Public shareholding (C) = (C1)+(C12)																	

GENERATED ON : 05/11/2016

NSDL : 27/10/2016

CDSL : 27/10/2016

